

mr.steam®

Feel Good Inc.®



AV. ZEMPOALTECAS #158 COL. EX. HDA. DEL ROSARIO C.P.02420, MÉXICO, D.F.

TEL.:(55) 5383 6141 / 5019 3944

e-mail: informesyventas@disav.com.mx web: www.disav.com.mx



DISAV



@disavmx



Disav


CLUB THERAPY®

COMMERCIAL & DAY SPA STEAMBATH SYSTEMS

FOR HOTELS, RESORTS, COUNTRY CLUBS, SPAS & HEALTH CLUBS

CU COMMERCIAL VS. CT DAY SPA® SYSTEM

Which **Club Therapy** Steam System is Right for You?



SEE PAGES 2-6
FOR MORE details

Choose a CU COMMERCIAL STEAM SYSTEM if...

- Steam room will be in operation 6 hours or more a day.
- Steam room accommodates three or more people at a time.



SEE PAGES 8-12
FOR MORE details

Choose a CT DAY SPA STEAM SYSTEM if...

- Steam room operates 6 hours or less a day.
- Steam room accommodates up to two people at a time.
- Steam room does not exceed 675 cu. ft.

MrSteam's CU and CT Day Spa® Steam baths are the workhorses of the industry; delivering reliability, low maintenance and high performance... every time.

MrSteam is the Steam Bathing Systems Division of the Sussman-Automatic Corporation, a company developing and manufacturing top quality, industry leading products since 1917. A leader and innovator in steam systems, as well as a trusted manufacturer of steam boilers for the U.S. Navy, Hospital Operating Rooms, and the Kennedy Space Center, all reliant on superior technology and mission critical reliability.

MrSteam is the only American company that proudly designs, engineers, manufactures and supplies UL/cUL/ASME Commercial Steambath Generators, UL/cUL/CE Residential Steambath Generators and innovative products that consistently set industry standards.

.....
"We did not even consider using anything except a MrSteam® System."

- Randy Myers
Director of Fitness,
Sea Island Resort, Sea Island, GA
.....

TABLE OF CONTENTS

- I. CU vs. CT Day Spa® Systems
2. Commercial Steam Bath Generator Digital I® Package
3. CU Commercial Steam Baths
4. CU Sizing Guide
5. CU Commercial Steam Bath Systems
6. CU Optional Equipment & Accessories
7. MrSteam Installations Around the World
8. CT Day Spa® Steam System
9. CT Sizing Guide
10. CT Day Spa® & CT iSTEAM® System Features
11. CT Steam Bath Generators & AromaSteam Essential Oils
12. CT Day Spa® Accessories
13. Technical Data & Warranty

STEAM-ON-DEMAND® Satisfying Bathers & Owner/Operators Alike



CU SERIES GENERATORS

FEATURES:

- Steam pressure vessels built to the ASME Boiler and Pressure Vessel Code requirements and are National Board Registered.
- Stainless-Steel heating elements for corrosion resistance with ASME grade flanges for longevity and reliability.
- Steam-rated operating and high-limit pressure controls for Steam-On-Demand®.
- Integral pressure gauge and sight glass to provide operating information at a glance.
- Rigid quality requirements and nationally-recognized standards, including UL, and ASME.
- High quality fibrous glass pressure vessel insulation for maximum energy efficiency.
- Standard with a 1" full port drain valve providing maximum draining of the pressure vessel.
- Available with Automatic Blowdown System featuring electronically controlled maintenance and 24 hour - 7 day programming.

CU1000 GENERATOR

DIGITAL 1® CONTROL PACKAGE

FEATURES:



IN-STEAM ROOM TEMPERATURE REGULATING SENSOR

- Advanced low-mass, quick response thermistor with sensor guard
- Durable and capable of responding to steam room temperature within tight tolerances
- Electronic temperature control factory pre-installed with panel mount design, supplied with a plate for optional remote installation in a standard 4 x 4 electrical box
- Allows owner/operator to set room temperature accurately and reliably
- Provides efficient, consistent control with full 80° F - 120° F range
- Integrated high temperature control
- Single Stainless Steel sensor provides dual temperature control functions



STEAM SOLENOID VALVE

- Brass valve construction and rubber diaphragm. Sized to match steam distribution.
- Steam-rated seat for high reliability and quick response steam delivery



AROMASTEAM STEAMHEAD

- All brass construction with polished chrome finish
- Full 3/4 inch NPT size for quiet, controlled steam delivery
- Supplied with polycarbonate cover
- Engineered to operate seamlessly with Mr.Steam's AromaFlo® Oil Delivery System

CU COMMERCIAL STEAM BATHS

A person is shown from the chest up, lying back and relaxing in a steam bath. The person's eyes are closed, and their head is tilted slightly back. The background is a soft, hazy blue, suggesting steam or a relaxed atmosphere. The person is wearing a light-colored, possibly white, towel or robe.

MrSteam® CU Series generators are high performance, low-maintenance solutions for leading hotels, clubs and spas worldwide.

MrSteam's low-pressure commercial systems are engineered to satisfy by responding reliably and automatically, maintaining pre-set temperatures within the steam room to remarkably tight tolerances.

Steam bathers enjoy ultimate comfort... while owner/operators enjoy peace of mind.

SPECIFYING A CU COMMERCIAL STEAM BATH GENERATOR

Measure length, width & height in feet of the steam room:

Multiply the

Length ____x Width ____x Height =

STEAM ROOM VOLUME cu.ft.

Compare your STEAM ROOM VOLUME to the Specification Chart on page 13 and select the appropriate model.

Maximum height recommended is 8 feet.

For more detailed product information, visit mrsteam.com for the Mr.Steam Commercial Installation, Operation and Maintenance Manual PUR 100376.

EXAMPLE 1

A steam room 8'L x 10'w x 8'H = 640 cu. ft. (vol.)
Select the next size Mr.Steam steam bath generator model which exceeds the calculated room volume.

In this example, specify Model CU750 with one Digital I® Control Package.

EXAMPLE 2

Two (2) steam rooms each at
6' L x 10' w x 7' H x 2 = 840 cu. ft.

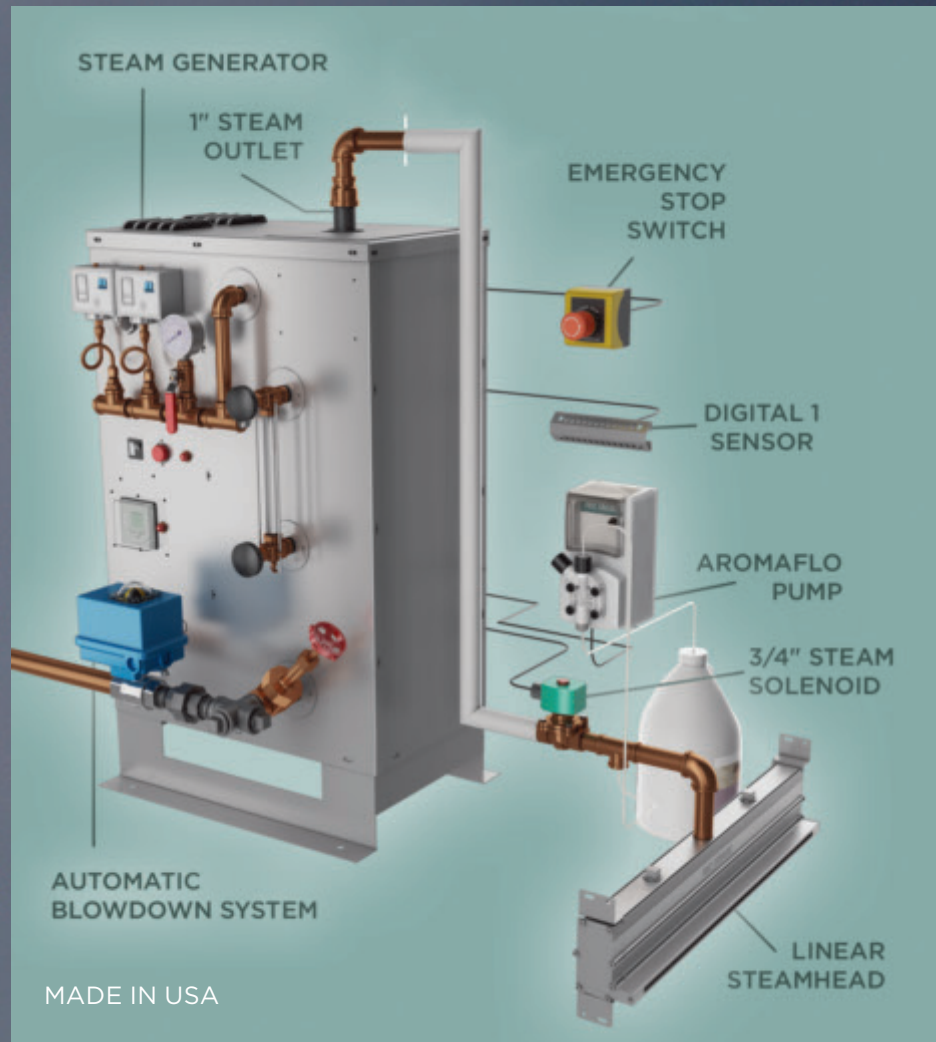
In this example specify Model CUI000 with two (2) Digital I Control Packages.

IMPORTANT:

When specifying a CU Commercial Steam bath Generator the following is strongly recommended for best performance and user satisfaction.

1. One (1) CU steambath generator should service no more than two (2) steam rooms, each relatively similar in size and construction.
2. If two (2) steam rooms are serviced by one (1) CU generator, the combined resultant room volume of the two rooms should not exceed 1400 cubic feet (39.6 cubic meters).
3. Each room must be operated with the appropriate Digital I Temperature Control System.
4. In all installations, the purchaser and/or owner/operator must consult with a designer, architect, and or consultant to assure the proper specification of the steambath generator and required and optional operating equipment.

STAINLESS STEEL CU SERIES



AUTOMATIC BLOWDOWN SYSTEM

World Class Hotels, Clubs, Gyms, and Spas use a Mr.Steam Commercial Steam Generator which comes standard with the same industrial rated, heavy duty BlowDown Valve system used in Mr.Steam Industrial boilers. It's not recommended for Residential Blowdown System to be used in any commercial application.

*For illustrative purposes only
Accessories shown include optional equipment*

MrSTEAM[®] CU COMMERCIAL STEAM SYSTEMS FOR HOTELS, RESORTS, SPAS & CLUBS



All MrSteam CU generators are designed, assembled and inspected with one goal in mind — ***to provide consistent performance in commercial steam rooms and peace of mind for the owner/operator.***

OPTIONAL **CU** OPERATING EQUIPMENT



AUTOMATIC BLOWDOWN SYSTEM

Programmable 24 hour/7 day time cycle with boiler-grade heavy duty motorized self-cleaning, industrial steam-rated 100 PSIG 1" full port ball valve with Teflon® Seals and Stainless Steel Trim, Stem and Assembly. Owner/operator schedules start-up/shut-down, and blowdown times from CU steam generator.



AROMAFLO® FRAGRANCES

Specially formulated and packaged aroma fragrances for use with MrSteam AromaFlo System. Eucalyptus & Lavender fragrances available.



AROMAFLO® AROMA OIL SYSTEM

Aromatherapy was mankind's first medicine. With the CU AromaFlo, your guests can enjoy a choice of therapeutic essences. Automatic oil delivery system evenly infuses scent into steam for an indulgent aromatherapy experience. Complete with electronic metering control pump, hoses and oil atomizer. 120V 50/60 Hz. cULus Listed.



ASME CODE BLOWDOWN TANK

Essential equipment for automatic blowdown maintenance where building Codes require maximum 140° F discharge. Blowdown separators are built to ASME Section VIII, Code UM requirements. The separators reduce the temperature and pressure to insure a safe discharge of water and sludge. Designed to utilize a water seal at the outlet which reduces outlet temperature to a safe discharge level. No electrical hookup is required. Complete with temperature gauge, pressure gauge, and gauge glass.

ADDITIONAL **CU** ACCESSORIES



CU RECESSED LIGHT

Recessed light designed for ceiling mount and for steam room durability. Halogen® 75 Watt, PAR 30 lamp. 120 Volt. cETLus listing for steam room use. 14"L x 12.5"W x 8.25"H



CU LIGHT

Robust, surface mounted architectural light. Anodized aluminum body finished in brushed chrome. cULus listed with a fluorescent compact bulb. Energy Star rated, ADA, 8.5" diameter x 4" height.



CU SPEAKERS

Designed for use inside or outside the shower enclosure. Complete with two 8 1/2" diameter flush-mount two-way speakers, polypropylene cones, and ABS frames with white powder-coated grills. Suitable for most sources of audio input. Rated 80W peak power with full range sound. 40 watts RMS and 8 ohms impedance.



CU AROMASTEAM STEAMHEAD

3/4" NPT, 100% solid brass, complete with polycarbonate cover. Polished chrome. Included with the Digital 1® Control Package. Order only if additional or replacement steamhead is required. No field assembly required, no moving parts.



EMERGENCY STOP SWITCH

Emergency stop switch to shut down the steam generator. Multiple switches can be used with one steam generator. Water-resistant, IP-69K rating suitable for use inside or outside the steam room.



DIGITAL TIMER

30-minute Digital Timer provides guests in your steam room with accurate, easy-to-use timers so that they can time their steam sessions up to 30 minutes. A steam vent (PN 104072) is required with timer. -Only for installation outside the steam room.



MECHANICAL TIMER

Adjustable 30-minute Mechanical Timer. Only for installation outside the steam room. A steam vent (PN 104072) is required with timer. cULus Listed -Only for installation outside the steam room.



CU ALARM

Audible alarm sounds if the steam room maximum preset temperature is exceeded. Suitable for use with Digital 1®. Choose from multiple alarm sounds. Mounts in a standard 4 x 4 electrical box for easy installation. cULus Listed for general signaling, indoors and outdoors. -Only for installation outside the steam room.



LINEAR STEAMHEAD

This truly innovative steamhead is the quietest of it's kind. Installing flush to the wall, the Linear SteamHead can be tiled so only a slim opening remains visible. Patent Pending. 104217 (27.5") for CU360 - CU1400 models 104218 (48") for CU2000 - CU4500 models

PRESTIGIOUS MrSTEAM INSTALLATIONS

AUGUSTA NATIONAL GOLF COURSE,
Augusta, GA

THE BELLAGIO HOTEL, Las Vegas, NV

BLISS SPAS WORLDWIDE

BREAKERS HOTEL, Palm Beach, FL

THE BROADMOOR HOTEL,
Colorado Springs, CO

CANYON RANCH, Tucson, AZ

CLEVELAND CAVALIERS TRAINING
FACILITY, Cleveland, OH

LA COSTA RESORT & SPA, La Costa, CA

THE FOUR SEASONS KANEOAHE RESORT,
Kona, HI

MANDARIN ORIENTAL HOTEL, Miami, FL

MELIA CANCUN BEACH & SPA RESORT,
Cancun, Mexico

OLYMPIC CLUB, San Francisco, CA

PARK HYATT AT ONE 57, Manhattan, NY

THE RITZ CARLTON CLUB, Aspen, CO

THE RITZ-CARLTON, New York, NY

THE RITZ-CARLTON, Palm Beach, FL

RIVIERA COUNTRY CLUB, Los Angeles, CA

ST.REGIS, Monarch Beach, CA

THE WYNN HOTEL, Las Vegas, NV



SEA ISLAND & **mr.steam**® | Feel Good Inc.

The Spa at Sea Island, situated along a five-mile stretch of beautiful Georgia coastline, features four large steam rooms to accommodate the needs of all guests.

Each steam room is serviced by a MrSteam CU Commercial steam generator and equipped with the MrSteam AromaFlo Essential Oil Injection System and Blowdown System to ensure guests enjoy a steam bath experience that promotes health and well being.

"As our clientele expects the very best when they visit Sea Island, we did not even consider using anything except a MrSteam System."

"There has not been one day since we opened The Spa at Sea Island that we have had to close the steam rooms," comments Randy Myers, Director of Fitness for Sea Island Resorts. "Prior to opening the new spa, we had a MrSteam system in the previous facility and were very impressed with the outstanding quality and dependability of the products. "



CT DAY SPA® STEAM BATH SYSTEMS

For Day Spas, Medical Spas, Boutique Destination Resorts & Clubs

ITEMPO PLUS® CONTROL



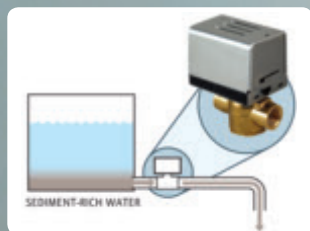
MUSICTHERAPY®



CHROMASTEAM®



Diagram is for illustrative purposes only.



AUTOFLUSH®



AROMASTEAM

MrSteam® pioneered the CT Day Spa® Series of light commercial steam room products.

Constructed of 100% recyclable stainless steel inside and out, MrSteam CT Day Spa steam generators combine safety and aesthetics with reliability.

*For illustrative purposes only
Accessories shown include optional equipment*

Provides space & energy conscious spa facilities with high performance, low maintenance steam room solutions.



Compactly designed for functionality and durability, CT generators are easily installed in most service closets, storage areas, or similar dry heated locations. The CT Day Spa Series comes complete with Mr.Steam's advanced digital iSteam® control or with the iTempoPlus® Control, allowing the owner/operator to customize each user's steam bathing experience, and an emergency stop switch inside the room for added control. The system includes an AromaSteam steamhead, Express Steam® and AutoFlush® system.

SELECTING THE RIGHT CT DAY SPA GENERATOR:

CT SIZING CHART

1. Measure length, width & height of the steam enclosure (in feet):

Multiply the
Length ____ x Width ____ x Height ____

ROOM VOLUME =

2. Construction Materials:

For natural stones:
natural marble, stone,
shale, glass block or concrete.

Add 110%

For ceramic or porcelain
tile on cement board
or mortar bed.

Add 40%

Ceilings above 8 ft
(per foot, max 10 feet)

Add 15%

3. Add all figures above to obtain the
Total Room Volume required

TOTAL VOLUME

Compare your TOTAL ADJUSTED ROOM VOLUME to the Specification Chart on page 13 and select the appropriate model.

MrSteam makes it easy to determine which commercial system is right for your location. Choose a CT Day Spa Steam System if ...

- Steam room will be in operation less than 6 hours a day.
- Steam room is designed to accommodate up to 2 people at a time.
- Steam room does not exceed 675 cu. ft.

IMPORTANT:

- The guidelines for selecting the steambath generator are a recommendation only. Not for multiple steam room applications.
- For steam rooms constructed of acrylic or synthetic materials, select next lower-rated CT model.
- The Total Volume allows for up to 60 feet of insulated steam line from the MS generator to the steam room. If the 60 feet line length is exceeded consult with factory.
- For instructions on installing, operating & maintaining the steam generator unit, accessories and aroma oils, refer to the MrSteam CT Day Spa Installation, Operation & Maintenance Manual PUR100426.

Visit mrsteam.com to download this Manual or call for a copy.



CT DAY SPA® & CT iSTEAM® SYSTEM FEATURES

CT DAY SPA® SYSTEM COMES STANDARD WITH:



ITEMPO PLUS® CONTROL Soft-touch control with a digital display, programmable temperature and time settings as well as ChromaSteam®, AromaSteam and programmable memory settings.

AROMASTEAM STEAMHEAD Designed to maintain cooler surface temperatures, with improved steam flow and quieter infusion of aromatic oil into the steam for an enhanced steam room experience.

AUTOFLUSH® SYSTEM Automatically and electronically drains generator after use and refills tank with fresh water for "Clean Steam...Every Time"® Improves performance and lengthens system life. Efficiently removes accumulated sediment.

CT STEAM STOP Electronic stop switch to shut down the steam generator. Located within the steam room.

DRAIN PAN Complete with copper 3/4" drain fitting

EXPRESS STEAM® You can be steaming in seconds! A built-in thermostat keeps water in the generator tank warm enough to bring steam up quickly while still allowing water to be safely drained at the end of a steam bath. Factory installed. *(not shown)*

IMSTS SENSOR In-Room Temperature Sensor
(not shown)

CT STEAM GENERATOR

CT iSTEAM SYSTEM COMES STANDARD WITH:



iSTEAM CONTROL (Black or White) The intuitive touch screen navigation allows seamless control of temperature, aroma, chroma, audio entertainment and steam system functionality.

iSTEAM® STEAMHEAD (Black or White) Even distribution of steam while remaining cool to the touch. Integrated aromatherapy oil well for in-shower use.

AUTOFLUSH® SYSTEM Automatically and electronically drains generator after use and refills tank with fresh water for "Clean Steam...Every Time"® Improves performance and lengthens system life. Efficiently removes accumulated sediment.

CT STEAM STOP Electronic stop switch to shut down the steam generator. Located within the steam room.

DRAIN PAN Complete with copper 3/4" drain fitting.

EXPRESS STEAM® You can be steaming in seconds! A built-in thermostat keeps water in the generator tank warm enough to bring steam up quickly while still allowing water to be safely drained at the end of a steam bath. Factory installed. *(not shown)*

MSTS SENSOR In-Room Temperature Sensor
(not shown)

CT STEAM GENERATOR



CT STEAM GENERATORS

Compactly designed for performance and made with Stainless Steel inside and out for longevity and durability, MrSteam CT steam generators combine safety and aesthetics with reliability.

Easily installed in most service closets or storage area locations, it's an ideal choice for smaller day spas or resorts that may not have the space or need for a larger, multiple-user steam room requiring CU equipment.

The CT steam generators are best used in small, dedicated steam rooms in operation for no more than six (6) hours daily and occupied by no more than two (2) people at one time.

AROMASTEAM • ESSENTIAL OIL COLLECTION



These long-lasting one liter bottles (33oz) work in conjunction with the Aromasteam injector pump. The oil mixes with steam to create a rich aromatherapy experience.

Aromatherapy has been recognized for centuries as having potentially profound healing and creative powers. MrSteam's Aroma Oil liter bottles are specially formulated and packaged for use with the Aromasteam system. This unique collection of natural fragrances enrich the steam experience.

Each aromatic oil offers a distinct fragrance with characteristic benefits:

- **Eucalyptus** - A deeply refreshing aroma with cleansing effects, eucalyptus may help open air passageways
- **Lavender** - A sweet, lightly floral scent, lavender may help soothe anxiety with its calming and restorative properties
- **Evergreen** - A refreshing blend of spruce, fir and pine reminiscent of a forest on a crisp morning
- **Energizing Mint** - A blend of mint, citrus and herbs that may stimulate and energize
- **Breathe** - A tropical combination that may help clear chest, nose and sinuses



Eucalyptus
deeply refreshing



Lavender
lightly floral scent



Evergreen
crisp morning forest



Energizing Mint
stimulate & energize



Breathe
topical combination

CT DAY SPA THERAPIES

AUDIOWIZARD™

The fully integrated audio control inside the steam room and/or shower. With the integrated BlueTooth® Audio Streaming System, the AudioWizard can pair up to eight devices and four in-shower speakers. ETL listed in the USA and Canada.



CHROMASTEAM®

LED lighting suffuses steam with an array of hues, from airy blue to sensual red. Ceiling mounted, vapor-sealed, low-voltage LED module designed specifically for steam enclosure application. Complete with LED light fixture and color selection microprocessor. ChromaSteam system is controlled directly from the iTempoPlus® keypad. ETL Listed.



IMPORTANT: The ChromaSteam System is for mood lighting only and is not a substitute for general illumination. For Day Spa type installations only. Not for commercial steam rooms.

MUSIC THERAPY® SPEAKERS

Captivate the senses with soothing tones for an incomparable calm. Complete with two 6 1/2" diameter flush-mount two-way speakers, polypropylene cones, and ABS frames with white powder-coated grills. Suitable for most sources of audio input. Rated 60w peak power with full range sound.



AROMASTEAM SYSTEM

At the push of a button, this electronic oil delivery system evenly infuses scent into steam for an indulgent aromatherapy experience. Complete with hoses, fittings and oil atomizer. The AromaSteam system is controlled directly from the iTempoPlus® or iSteam keypad. cULus listed.



IMPORTANT: Not for use with acrylic or fiberglass rooms. The AromaSteam pump operates only with the iTempoPlus® iSteam® Controls, standard with all CT Day Spa Systems.

AROMASTEAM OILS

A unique collection of natural fragrance enriched oils, specially formulated and packaged for use with the MrSteam AromaSteam System. 1 Liter container.



IMPORTANT: Not for use with acrylic or fiberglass rooms. The AromaSteam pump operates with the iSteam Control or iTempoPlus Control.

MR.STEAM® ESSENTIAL OILS

For individualizing each client's bathing experience. Pure essential oils made from natural plant extracts as individual 10 ml bottles with integral dropper. See selection on page 11.



CHAKRA BLEND ESSENTIAL OILS

Specially formulated, essential oils extracted from organic flowers and plant material. Packaged as individual 10 ml. bottles with integral dropper. Available as a 7-pack, one of each oil, see page 11 for selection.



ACCESSORIES

CU RECESSED LIGHT

Recessed light designed for ceiling mount and for steam room durability. Halogen® 75 Watt, PAR 30 lamp. 120 Volt. cETLus listing for steam room use. 14"L x 12.5"W x 8.25"H



CU LIGHT

Robust, surface mounted architectural light. Anodized aluminum body finished in brushed chrome. cULus listed with a fluorescent compact bulb. Energy Star rated, ADA, 8.5" diameter x 4" height.



WALL-MOUNTED SEAT

Beautifully finished and sealed, teak wood, seat drops for use, folds for storage. 19 3/4"W x 13 1/4"D x 1 1/4"H. Rated max 250 lbs. Choice of designer finishes: Polished Chrome, Brushed Nickel, and Oil Rubbed Bronze.



LINEAR STEAMHEAD

This truly innovative, patent pending steamhead delivers an even dispersion of steam smoothly and quietly while remaining all but invisible to the user. The design of the Linear SteamHead eliminates the pooling of condensation which may result in turbulence and noise. It can be tiled so only a dim opening remains visible. 2 models available- 104216 (16" on-center) 104217 (27.5" long)



"With the addition of these CU and CT Steambath accessories, we are looking to provide commercial steambath users with the amenities of light, sound and scent. We are always looking for innovative ways to enhance the steambathing experience."

-Martha Orellana
Vice President, Sales & Marketing for Mr.Steam

TECHNICAL DATA FOR MR.STEAM® CU & CT STEAM SYSTEMS

CU SYSTEMS

CU Commercial Steam Generators Specification Chart



Model	Max. Room Vol. (cu. ft.)	PH	KW	Ship Wt. (lbs)
CU360	360	3	9	200
CU360	360	1	9	200
CU500	500	3	12	200
CU500	500	1	12	200
CU750	750	3	18	200
CU750	750	1	18	200
CU1000	1000	3	24	200
CU1000	1000	1	24	200
CU1250	1250	3	30	200
CU1400	1400	3	36	200
CU2000	2000	3	48	300
CU2500	2500	3	60	300
CU3000	3000	3	72	320
CU4500	4500	3	108	525

NOTES: All CU Commercial Steambath generators are available in 208/3, 240/3 and 480/3.

Other Voltage/Phase combinations are available. Contact factory for information.

Only models CU360–CU1000 are available in 208/1 and 240/1. Specify Voltage/Phase when ordering.

GENERATOR MEASUREMENTS (unpacked):

CU360–CU1400: 20"L x 20"W x 38"H

CU2000–CU3000: 33"L x 24"W x 44"H

CU4500: 34"L x 28"W x 59"H

Dimensions are approximate

IMPORTANT: See sizing & selection guidelines on page 4.

See the MrSteam Installation and Operations Manual for installation information, PUR 100376

CT DAY SPA SYSTEMS

CT Day Spa Steam Generators Specification Chart



Model/ Item No.	KW	Amps (for 240v/1PH) [†]	Wire Size [‡]	TOTAL ADJ. ROOM VOL.	Water Usage gallons ^{††}	Shipping Wt.(lbs) ^{**}
CT6E	6	25	8	up to 150	0.81	60
CT9E	9	38	8	151-360	1.2	60
CT12E	12	50	6	361-575	1.6	60
CT15E	15	63	4	576-675	2.0	60

IMPORTANT: Add CI suffix to Model No. for 240V/1Ph; Add BI suffix to Model No. for 208V/1Ph. All Models must use iTempoPlus or iSteam control and an emergency stop switch. All MrSteam CT units are cUL Listed and CE approved.

GENERATOR MEASUREMENTS:

17 L x 18½ W x 7⅞ H

[†] Amps are for 240/1PH rated units.

[‡] Wire size (AWG) based on minimum 90°C THHN insulation for copper conductors.

See the MrSteam Installation and Operation Manual for installation information, PUR 100426

IMPORTANT: See sizing & selection guidelines on pg. 9

*Dimensions are for generator only, with standard AutoFlush® or plumbing features.

**Shipping weight is for generator and control package.

^{††} Water usage based on 20 minutes steam bathing session.

WARRANTY

Mr.Steam is the Steam Bathing Systems Division of the Sussman-Automatic Corporation, a company developing and manufacturing top quality, industry leading products since 1917.

For details about our "plain English" product warranties visit: www.mrsteam.com



Mr.Steam is committed to offering upscale lifestyle products that protect the environment. Social responsibility is a catalyst for Mr.Steam's innovative design of ecologically-conscious, water-conserving steambath products.

Products, information and specifications are subject to change without notice.
For more information call Sales & Support at 1.800.76.STEAM (East Coast) or 1.800.72.STEAM (West Coast)



www.mrsteam.com

MRSTEAM®

MrSteam is a leader and innovator in steam shower systems and spa products. We create experiences that delight both residential and commercial customers alike. MrSteam offers the highest quality products, affordable pricing, top class warranties and unmatched customer service.

CONTACT US

Headquarters
Sussman-Automatic Corporation®
43-20 34th Street
Long Island City, NY 11101 USA
tel 1-800-76 STEAM (767-8326)

West Coast
Sussman-Automatic Corporation®
9410 South La Cienega Blvd
Los Angeles, CA 90301 USA
tel 1-800-72 STEAM (727-8326)

Or write to us at hello@mrsteam.com

Mr.Steam, Mr.Steam in Design, Mr.Steam, Feel Good Inc., AromaFlo, AudioWizard, AutoFlush, AutoSteam, Clean Steam... Every Time, Mr.Sauna, Mr.Sauna, Steam-on-Demand, Steam@Home, Sussman, Sussman Lifestyle Group, Tempo, TempoPlus, Tempo Remote, Tempo EXT, Warm-a-Towel, iTempo, iTempoPlus, SteamTherapy, ClubTherapy, ChromaSteam, MusicTherapy, Making Wellness a Way of Life, Water Heat Pressure, Digital 1, Steam Genie, Valet Package, Butler Package, Spa Package, VoiceWizard, Voice Genie, Express Steam, From Bathroom to Spa, iSizing, iSteam, iSteamPlus, and Virtual Spa Systems are registered trademarks of Sussman-Automatic Corporation.

AirTempo, Linear Steamhead, A lifetime of Pleasure, HomeWizard, SteamStop, Steam in a Box, iGenie, iSteamTV, SteamStart, MySteam, SmartSizing, The Intelligent Steambath, iButler, and Tala are trademarks of Sussman-Automatic Corporation.

* Please refer to the applicable MrSteam product manual, at mrsteam.com, for installation and operation instructions. Failure to do so may result in an inoperable or hazardous installation.
△ See product packaging and labeling for important information.

Copyright 2016 Sussman-Automatic Corporation. All rights reserved.

PUR 100432 Rev 1 7/16