

LAUFEN

Bathroom Culture since 1892  www.laufen.com

GENERAL CATALOG 2015



AV. ZEMPOALTECAS #158 COL. EX. HDA. DEL ROSARIO C.P.02420, MÉXICO, D.F.
TEL.:(55) 5383 6141 / 5019 3944
e-mail: informesyventas@disav.com.mx web: www.disav.com.mx



DISAV



@disavmx



Disav

Contents



Room for indulgence: **ILBAGNOALESSI One** is a modern classic; its poetic, sensual design brings emotional depth to your bathroom. A creation of the prolific Italian designer, Stefano Giovannoni.



Perfectly balanced: **ILBAGNOALESSI dot** sets the scene for purist bathing. The understated geometrical shapes of the bath lend an air of peace and relaxation.



Fingerprint of nature: The **PALOMBA COLLECTION** was designed with nature as its inspiration. Its natural forms combine effortlessly to create a harmonious order.



Kartell and LAUFEN are together launching an integrated and complete bathroom project called **Kartell by LAUFEN**.




With **living**, LAUFEN presents bathrooms that are as multifaceted as life itself and designed for modern living: each of the four living models blend harmoniously into various lifestyles.



With **Lb3**, decoration is allowed: A home is not a snapshot of a moment but reflects the diversity of the householder's life, ideas and possessions. LAUFEN provides a matching bathroom design.



A timeless classic, designed for the future: **palace** has become a versatile and comprehensive bathroom. palace is equally at home in private bathrooms and hotel bathrooms around the world.



Democratic design: **LAUFEN pro** applies the design principle less is more: elegant, functional and extremely flexible – as well as attractively priced.

ABOUT US

- 04 Making the bathroom a living environment
- 06 History and global network
- 09 The LAUFEN Forum
- 10 Outstanding design
- 12 Sustainable quality
- 14 International references

DESIGNLINE

- 16 ILBAGNOALESSI One
 - 26 ILBAGNOALESSI dOt
 - 30 PALOMBA COLLECTION
 - 42 Kartell by LAUFEN
 - 52 living city
 - 58 living square
 - 64 living style
 - 66 Lb³
- TOP RANGE
- UPPER MEDIUM RANGE
- LOWER MEDIUM RANGE
- ENTRY RANGE

WELLNESS

- 92 Bathtubs and shower trays
- 94 Solid surface bathtubs and shower trays
- 100 Acrylic bathtubs and shower trays

WASHBASINS

- 106 Above counter washbasins
- 108 Washbasin, undersurface ground
- 109 Drop-in washbasin
- 110 Undercounter washbasins

SPECIAL APPLICATIONS

- 112 Wall hanging toilets
- 113 Floor standing toilets
- 114 One piece toilets
- 116 HiJet WC

APPENDIX

- 118 Product features and benefits

Making the bathroom a living environment

The personality of this highly traditional Swiss brand reflects a symbiosis of design, quality and functionality. LAUFEN, the premium brand under the ROCA umbrella, is one of the world's leading manufacturers with a global distribution network.

The company's core competence is its knowledge in the area of sanitary ware manufacturing. Over 120 years, the LAUFEN brand has been using the oldest malleable material known to man to make innovative sanitary products in state-of-the-art plants with legendary

Swiss precision. Knowledge of the bathroom as a whole developed from the competence of LAUFEN in ceramics manufacturing, and sophisticated design. What makes LAUFEN products unique at the first glance is that their Swiss design unites two major design trends: emotional Italian design from the south and the northern tradition of design precision and clarity.

For LAUFEN, quality has two aspects: manufacturing knowledge and high degree of practical benefit that the finished bathroom affords the customer – which is often not immediately apparent. LAUFEN, a Swiss company manufacturing products that allow water, a precious resource, to be used sparingly, demonstrates in this manner a commitment to preserving natural resources and environmentally-friendly production.



From local foundations to a global player

When the company, LAUFEN, was founded in Switzerland in 1892, sanitary conditions were well below today's standards and level of convenience – standards to which LAUFEN, the only sanitary porcelain manufacturer producing exclusively in Europe, contributed. The history of some of the company's production sites goes back even further in time. Around 1878, the pioneer of the mechanised production of sanitary ceramics was a factory belonging to the Austrian monarchy. Not only tradition, but also the well-established situation of the various European manufacturing sites in their home markets of Switzerland, Austria and the Czech Republic, have helped lay the secure foundations of LAUFEN quality. The aim of LAUFEN back then and also today is to be a leader in technology, service and design. As early as the 1980s, the most efficient injection moulding technology in the field of ceramics processing was invented in Switzerland by LAUFEN, a breakthrough that constituted a lasting contribution to industrial production. Just as important for LAUFEN are the continuing developments in the field of design: Wall-mounted toilets and floorstanding washbasins, for instance, have made a new aesthetic possible. LAUFEN has now widened its expertise and its portfolio of sanitary ware, bathtubs, furniture and accessories by adding faucets to the product range. In 1854, Charles Kugler founded a small company for brass products in Lausanne. The first water and gas valves in Switzerland were produced here in 1863. Faucets have been manufactured at the Laufen site since 2009.



1



2



3



4



5



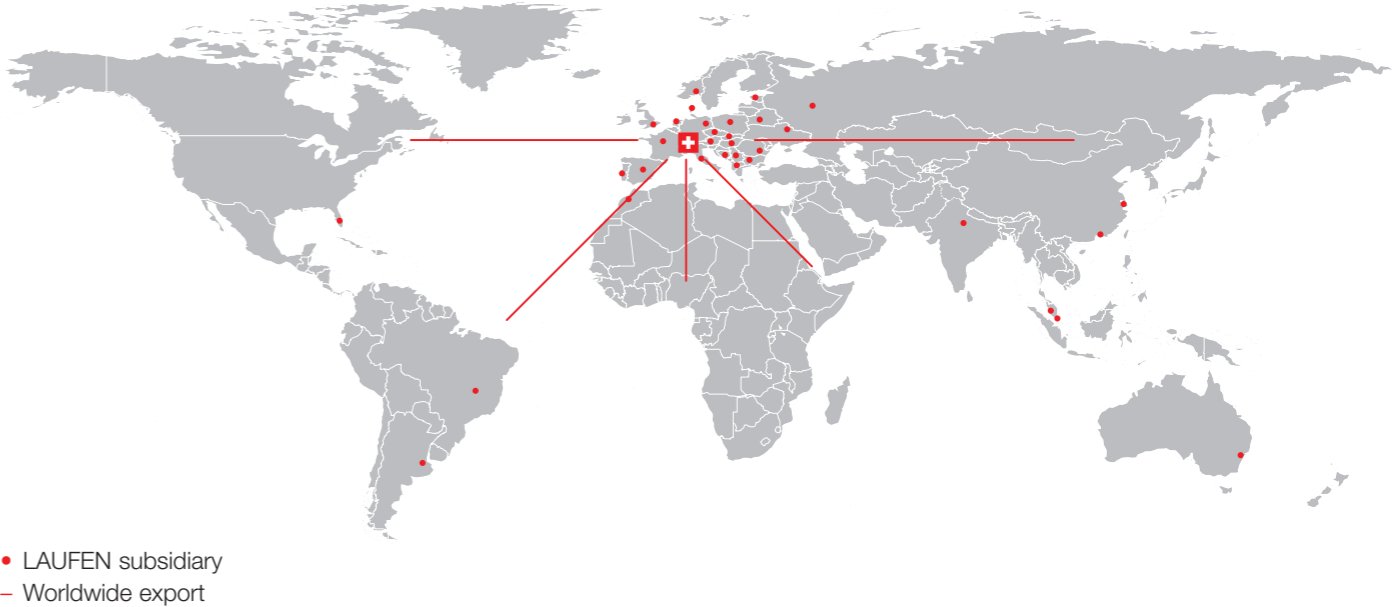
6

- 1 Znojmo, the first industrial production facility for sanitary wares on the European continent, 1878
- 2 The new SaphirKeramik formulation gives the starting material unprecedented possibilities and scope in terms of material design, January 2013
- 3 Invention of the wall-hung toilet by the LAUFEN engineer Xaver Jermann in 1963
- 4 LAUFEN develops revolutionary die-casting technology, which sets new standards in the sanitary industry, 1980
- 5 Installation designed by Atelier Oï for the 120th birthday of Laufen, Milan 2012
- 6 The first monolithic floorstanding washbasin, ILBAGNOALESSI One, 2001

Global network with local service

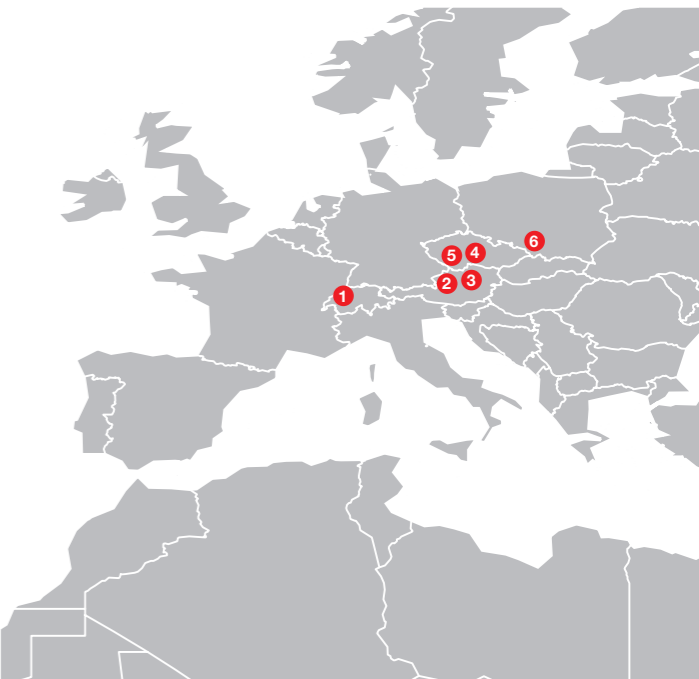
LAUFEN has its headquarters in Laufen near Basel in Switzerland. There are four more production sites in Austria and the Czech Republic. Steeped in tradition yet ultra-modern; these production plants make over 3 million sanitary ware products annually and distribute these via a worldwide network of retail outlets and sales partners.

Since 1999, LAUFEN has been one of the world's largest bathroom manufacturers in the Spanish Roca Group, which has 20,000 employees in over 135 countries and produces 38 million ceramic products annually. Similor Group AG, one of the leading companies in the production of faucets with a manufacturing tradition which goes back more than 150 years, has belonged to the group since 2007.



Production sites in Central Europe

- 1 The company is named after the town of Laufen near Basel in Switzerland where it has produced washbasins, bidets and toilets in sanitary ceramic for 120 years. The management of LAUFEN Bathrooms AG, faucet production, training centre and the LAUFEN Forum are also located here.
- 2 The production facility in Gmunden specialises in the manufacture of highly sophisticated bathroom sanitary wares. The Gmunden facility has acquired this expertise through a long tradition in ceramics production.
- 3 The LAUFEN factory in Wilhelmsburg, Austria has a long tradition of ceramics manufacturing. A factory for English stoneware was founded here as early as 1795. Today, this state-of-the art factory practises the fine art of sanitary ware production.
- 4 The state-of-the art factory in Znojmo, in the Czech Republic, produces high quality bathroom sanitary wares. This factory has a long tradition which goes back more than 130 years.
- 5 Bechyně is not only the home of the oldest vocational school of ceramics in the Czech Republic, it is also an ultra-modern factory where high quality ceramics have been produced for more than 50 years.



6 LAUFEN ceramics products are produced in accordance with strict LAUFEN quality standards (LQS) at the state-of-the-art Roca Group factory in Gliwice. In addition, LAUFEN bathtubs are made of acrylic and mineral cast materials in Gryfice, Poland.




The LAUFEN Forum

A powerfully symbolic building stands in the Laufen valley in the canton of Baselland: the LAUFEN Forum, an architectural statement that reflects the brand and is consecrated to the bathroom. Here, LAUFEN, the largest Swiss manufacturer of bathroom fittings and internationally renowned company, celebrates its product – which today is much more than just a sanitary ware; it is the bathroom as a complete package.

With the Forum, LAUFEN has created a new architectural setting for its products: it is a comprehensive architectural statement in concrete with the bathroom at its centre and acknowledges Switzerland unequivocally as the company's headquarters and production site. A space for the bathroom with the power to inspire clients, architects, retailers and tradesmen alike and provide a source of information.

This is also the home of the training centre of LAUFEN Bathrooms AG. A wide range of seminars is held here to train groups and communicate product knowledge. Training sessions also take place in the Sky Gallery in Wilhelmsburg, Austria, and in Znojmo in the Czech Republic.

LAUFEN won the "Award for Marketing + Architecture" in the category "Office and commercial buildings - industrial and commercial interiors" in 2010. It also won the Green Good Design Award and, in 2011, the "best architects award 2011" in the category "Business and Industrial Buildings".



Outstanding design

Although exquisite craftsmanship has always been a trademark of LAUFEN products, a great deal of thought goes into their design too. For several decades now, LAUFEN has had positive experience of the successful collaboration with outstanding architects and designers. In the development of new bathroom suite concepts, the expectations of the designer are met by the experience and precision of modellers, product developers and engineers. The shared objective: to shape the elegant materials as intelligently and pragmatically as possible while maximising their aesthetic appeal, minimising the impact on the environment while using resources as sparingly as possible. The company's product range is further enhanced by innovative material developments through the production of a near white porcelain body that allows smaller radii and a slimmer appearance. This interplay of creative design concepts and a precise manufacturing process using state-of-the-art technology facilitates an approach to the bathroom as an environment – an intelligent composition of the sum of its parts. The result: a highly functional and aesthetic product range. From ceramic sanitary ware, through to faucets, bathroom furniture and mirrors, to shower trays, bathtubs and whirl systems – in all price categories. At the same time, we use our knowledge and experience to achieve a high degree of individuality, in line with the wishes of our customers. As well as additional colours, surface finishes and motifs, made-to-measure washbasins that can be cut to the required size are possible, also with short delivery times.



1



2



3



4



5



7



6

- 1 Andreas Dimitriadis, platinumdesign
 2 Ludovica+Roberto Palomba, Palomba Serafini Associati
 3 Stefano Giovannoni, Giovannoni Design
 4 Wiel Arets, Wiel Arets Architects
 5 Tom Schönherr/Manfred Dorn/Andreas Haug/Harald Lutz, Phoenix Design
 6 Peter Wirz, Vetica
 7 Toan Nguyen, Toan Nguyen Studio



reddot



DESIGN PLUS



The aesthetically-appealing design and high compositional quality of LAUFEN products have won over many international judges and independent organisations, with awards being won by individual products, whole product ranges and even innovative materials and showrooms.

- 2014** German Design Award, Special Mention > antero (urinal)
 Wallpaper > Kartell by Laufen (Collection)
 Casa Vogue, Brazil > Kartell by Laufen (Collection)
 iF Material Design Award > curvetronic (faucet)
 Red Dot Product Design Award > Laufen pro S
 Elle Deco International Design Award > Kartell by Laufen (Collection)
- 2013** Design Plus > SaphirKeramik (living square)
 Innovationspreis Architektur + Technik > SaphirKeramik (living square)
 Green Good Design > SaphirKeramik – LAUFEN new ceramic technology
 German Design Award, Nominee > palace, LCC
 German Design Award, Special Mention > living square
 Good Design Award > PALOMBA COLLECTION freestanding washbasin 81180.3
 iF Product Design Award > PALOMBA COLLECTION washplace
 Interior Innovation Award > PALOMBA COLLECTION washplace
 PIA Award > SaphirKeramik (living square)
- 2012** iF Product Design Award > living square (washbasins)
 iF Material Design Award > Laufen Clean Coat (LCC)
 Red dot Product Design Award > antero (urinal)
 Green Good Design > PALOMBA COLLECTION (WC 82580.6)
 Interior Design Award (BoY) > PALOMBA COLLECTION bathtub
- 2011** Red dot Product Design Award > palace (large washbasins)
 Universal Design Award + Consumer Favorite > LAUFEN pro liberty (washbasin 81195.3)
 Universal Design Award + Consumer Favorite > Lb3 (Comfort toilet 82068.1)
 iF Product Design Award > florakids (complete bathroom)
 Best Architects Award > LAUFEN Forum (visitor centre in Laufen, Switzerland)
 Design Awards “Gold” > ILBAGNOALESSI One (complete bathroom)
 Good Design Award > ILBAGNOALESSI One (washbasin 81497.1)
- 2010** Green Good Design > ILBAGNOALESSI One (WCs)
 Good Design Award > ILBAGNOALESSI dOt (washbasin 81190.2 black matt)
 Marketing & Architecture Award > LAUFEN Forum (visitor centre in Laufen, Switzerland)
 Green Good Design > LAUFEN Forum (visitor centre in Laufen, Switzerland)
- 2009** iF Product Design Award > ILBAGNOALESSI dOt (shower cabins)
 Nomination for German Design Prize > living city (washbasin 81843.2 with decor)
- 2008** iF Product Design Award > living city (washbasin 81843.2 with decor)
- 2007** iF Product Design Award > PALOMBA COLLECTION (shower trays 21080.1/.2)
 Red dot Product Design Award > PALOMBA COLLECTION (washbasin 81680.1)
- 2006** ADI Design Index > PALOMBA COLLECTION (washbasin 81480.8)
 Manufacturer Design Award > ILBAGNOALESSI One (bathtub 23297.0)
- 2005** Designplus > PALOMBA COLLECTION (washbasin bowl 81180.1)
 Designplus > PALOMBA COLLECTION (washbasin 81480.8)
 Manufacturer Design Award > PALOMBA COLLECTION (complete bathroom)
 Red dot Product Design Award > PALOMBA COLLECTION (washbasin bowl 81180.1)
 Red dot Product Design Award > PALOMBA COLLECTION (washbasin 81480.8)

Sustainable quality

LAUFEN manufactures products that allow water, a precious resource, to be used sparingly and therefore demonstrates its commitment to preserving natural resources. It therefore places priority on environmentally-friendly production, using energy and raw materials sparingly at all levels of production – from development to marketing. For example, LAUFEN reuses heat generated in the production process to dry the sanitary ware. In Austria, LAUFEN was awarded the “EMAS Environment Prize 2007” for its exemplary environmental management. The Swiss factory in Laufen has carried the label of the Swiss Energy Agency for Industry (EnAW) since 2006, which recognises it as a company which is actively committed to voluntary climate protection. LAUFEN also actively looks for environmentally-friendly solutions for many of its products. Thus the new SaphirKeramik is perceptibly sturdier and has greater flexural strength. LAUFEN can use a thinner ceramic body and a simpler structure to reduce the weight compared with conventional ceramic. The benefits are manifold: lower raw material and energy consumption in production and transportation. LAUFEN, however, also places a great deal of emphasis on making products of outstanding quality – as numerous internationally-recognised product certificates and standards testify. The Swiss Q-Plus symbol certifies compliance of our products with the European standard and the established more exacting Swiss standard. This is an important aspect for LAUFEN, as only durable, low-wear products deserve to be called environmentally-friendly – after all, avoidance comes before recycling. LAUFEN thus helps customers to live in harmony with the environment and reduce energy costs. Our products therefore also feature the latest energy and water-saving technologies, such as the newest generation of water-saving WCs: several LAUFEN toilets flush using an optional 4.5 or 3 litres dual flush system as opposed to 6 or 3 litres conventional WCs. We also have particularly efficient urinals that require no more than 1 litre of water for flushing.



LAUFEN's 4.5/3-litre toilets meet all functional requirements defined by international standards EN 997 Class 1 Type 5, EN 997 Class 2 and SAI/Wels 4 Stars.

Please take into consideration your local requirements which may vary from country to country.

Find further information on page 380.



The first two LAUFEN production facilities were successfully ISO 14001 certified and EMAS registered in 1997. Both of these factories were awarded the European Environment Prize 2007 for exemplary environmental management.

All the LAUFEN production facilities are now certified with the Environmental and Quality Management Systems ISO 9001 and ISO 14001.



Since 1998, LAUFEN has continually monitored the use of resources in all its internal and external processes. Targeted measures and appropriate investments promote the efficient and sustainable use of manufacturing resources. Important key environmental protection indicators now clearly show that LAUFEN production sites fulfil the legally-prescribed environmental protection standards, and in most cases also exceed them.



Products with the Q-Plus certification meet both the European standard and the established more stringent Swiss suisselec/VSA standard. LAUFEN sanitary ware products meet these Swiss quality standards and have been recommended for approval accordingly.

International references

A selection of recently built or renovated buildings by renowned architects throughout the world – featuring LAUFEN products.

Public buildings

Abu Dhabi International Airport, Terminal 3, Abu Dhabi
Raiffeisen Tower, Vienna, Austria
University of Economics and Business, Vienna, Austria
Vienna International Airport, Check-in 3, Austria
ABG Tower, Manama, Bahrain
Zagreb Arena, Croatia
Vaclav Havel Airport Prague, Czech Republic
Franz-Josef-Strauss Airport, Munich, Germany
Postquartier Stuttgart, Stuttgart, Germany
Hong Kong International Airport, Hong Kong
V City Shopping Mall, Hong Kong
Abdali Mall, Amman, Jordan
Beirut City Center, Lebanon
Amphion Theatre, Doetinchem, Netherlands
Malopolski Garden of Arts, Cracow, Poland
College of Engineering at Qatar University, Doha, Qatar
Business Center West Plaza, Moscow, Russia
International Airport Sheremetyevo, Moscow, Russia
San Mames Stadium, Bilbao, Spain
Allianz Headquarters, Zurich, Switzerland
Museum of Cultures, Basel, Switzerland
University Children’s Hospital Basel (UKBB), Switzerland

Hotels

Adlers Hotel, Innsbruck, Austria
Kempinski Hotel Longmu Bay Sanya, China
The Westin Xiamen, China
Four Seasons Hotel, Prague, Czech Republic
Hotel SP34, Copenhagen, Denmark
Hilton Batumi, Batumi, Georgia
Kempinski Hotel Gold Coast City, Accra, Ghana
W Hotel, Hong Kong
Sofitel Mumbai BKC, India
Hilton Dead Sea Resort & Spa, Jordan
Scandic Stavanger City Hotel, Stavanger, Norway
Radisson Blu Hotel & Resort, Sohar, Oman
Rotana Hotel, Salalah Beach, Oman
DoubleTree by Hilton Hotel & Conference Center, Warsaw, Poland
Sheraton Warsaw Hotel, Poland
Marriott Grand Hotel, Moscow, Russia
Mercure Lipetsk Center Hotel, Lipetsk, Russia
Hotel Silken Puerta America, Madrid, Spain
W Hotel, Barcelona, Spain
Mövenpick Hotel, Colombo, Sri Lanka
Radisson Blu Skycity Hotel, Stockholm, Sweden
Hotel Des Balances, Lucerne, Switzerland
Rixos Premium Belek Villas, Antalya, Turkey
Mondrian London, UK
The London Edition, London, UK
Renaissance Kiev Hotel, Ukraine
Hotel Chelsea, New York City, USA

Residential buildings

The Stamford Residences & The Reynell Terraces, Sydney, Australia
Grüne Mitte, Linz, Austria
Reef Island Apartments, Manama, Bahrain
Les Terrasses du Plateau, Quebec, Canada
Gemdale Sheshantianjing, Shanghai, China
Greentown Rose Garden, Hangzhou, China
Vanke Blue Mountain, Beijing, China
Residential Park Baarova, Prague, Czech Republic
Tove Ditlevsens Road, Aalborg, Denmark
Kadoorie Hill, Hong Kong
Manhattan Hill, Hong Kong
Kalpataru Pinnacle, Mumbai, India
K Raheja Vivarea, Mumbai, India
Jordan Gate Towers, Amman, Jordan
Beirut Gardens, Lebanon
Trillium, Beirut, Lebanon
Casa Green Town, Casablanca, Morocco
Nieuw Amerika, Amsterdam, Netherlands
Klimt House, Warsaw, Poland
Al Kheesa Gate Villas, Doha, Qatar
Hamilton Scotts, Singapore
The Marq, Singapore
Tarjanne, Bratislava, Slovakia
Sandton Skye, Sandton, South Africa
Mindanao House, Madrid, Spain
Jumeirah Beach Residence, Dubai, UAE
Dickens Yard, London, UK
Hillpark, Edinburgh, UK



1



2



3

- 1 B Tower, Rotterdam, Wiel Arets (photo: Jan Bitter)
- 2 Kandolhu Island Resort, Maldives, Group X Associates
- 3 Barin Ski Resort, Tehran, Ryra Studio (photo: Parham Taghioff)
- 4 Flinders Hotel, Melbourne, Rothe Lowman Architects

Hotels



4



1



2



3

Public buildings

- 1 Sky Tower, Bucharest, Hoffmann-Janz Architects
- 2 International Commerce Centre, Hong Kong, Kohn Pedersen Fox Associates
- 3 Changi Airport, Singapore, Woodhead (photo: Changi Airport Group)
- 4 Otkrytie Arena, Moscow, AECOM and Dexter Moren Associates



4

Residential buildings

- 1 K.I.S.S., Zurich, Camenzind Evolution (photo: Peter Würmli)
- 2 Lake Villa, Wörthersee, steinger.designers (photo: Catherine Roider, copyright: steinger.designers)
- 3 Markthal, Rotterdam, MVRDV (photo: Ossip van Duivenbode)
- 4 Trilight, Singapore, Architects 61



1



2



3



4

IL BAGNO **ALESSI** One

Design: Stefano Giovannoni





The architect and designer, Stefano Giovannoni, born 1954 in La Spezia (Italy), lives and works in Milan. His work has received international acclaim. A number of his designs can be found in the permanent collections of the Centre Georges Pompidou in Paris and the Museum of Modern Art in New York. According to Alberto Alessi, the Managing Director of ALESSI, Giovannoni is one of the few designers who understands how to combine the unusual with the popular, which is also why he was commissioned to develop the first complete bathroom scenario for ALESSI.



DESIGN PLUS



The iconic washbasin from the collection is also available as a countertop washbasin in 90 cm and 120 cm, right-hand and left-hand versions, particularly suitable for smaller rooms.



A free-standing bathtub made from solid surface in a gentle, comfortable shape with or without whirl system. Also as a fitted version.





The collection is complemented by new accessories of functional and symbolic value, including a shelf with integrated towel holder, made from revolutionary SaphirKeramik. Toilet roll holders and clothes hooks are also available.

The playful, slightly eccentric form of the washbasins is quite iconic and fires the imagination without compromising functionality. The wide variety of ILBAGNOALESSI One washbasins demonstrates that good design can take more than one shape. From the small washbasin to the countertop washbasins, the character of the range is unmistakable. All washbasins have a concealed ceramic overflow system. The ceramic of the washbasins is finished with LAUFEN Clean Coat, making it particularly easy to clean.





The sanitary ware with its poetic design language was created by the prolific Italian designer, Stefano Giovannoni. ILBAGNOALESSI One includes not only the characteristic and spectacular wash-basins, but also an aesthetically-pleasing high-quality and functional range of furniture, bathtubs made of solid surface and sanitary acrylic as well as accessories made from SaphirKeramik.





An icon of contemporary design: the floor-mounted TamTam by LAUFEN opens up new dimensions in bathroom design. The taps, mounted on the rim of the basin, wall-mounted or floor-standing, combine perfectly with the washbasin. Behind this lies an exceptionally high degree of functionality: invisible overflow, concealed connection hoses, hidden mounting.



The surfaces are top-quality Noce Canaletto real wood veneer or white high-gloss lacquer with a quartz cover plate. It goes without saying of course that all surface finishes are not sensitive to water.



IL BAGNO **ALESSI** dOt

Design: Wiel Arets



ILBAGNOALESSI dOt – a cooperation between Alessi, LAUFEN Bathrooms and Oras – is the first bathroom project of the designer, Wiel Arets.

In drawing up the design, Arets paid particular attention to ensuring that the individual objects did not distract from the real purpose of the bathroom – to cleanse the body and spirit. Wiel Arets: “The ensemble as a whole is based on the strengths of its individual parts. Each must fulfil its purpose without becoming overly dominant. All objects must, in all respects, serve the purpose of relaxation. The design of the forms is very low key yet consistent for all objects which means they project an overall impression of peace and tranquillity. On closer inspection, it can also be seen that their form perfectly follows their function.”

While the designs of the Dutch architect and designer Wiel Arets are undoubtedly based on intellectual concepts, they are also pragmatic. His most significant work includes the Academy of Art and Architecture in Maastricht and the AZL Pensions Fund Headquarters in Heerlen, Netherlands.

Wiel Arets was born in 1955 in Heerlen and received his diploma from the Technical University of Eindhoven in 1983. In 1984, he founded the office Wiel Arets Architect & Associates in Heerlen, which subsequently moved to Maastricht in 1996. He has lectured all over the world at academies and universities in London, Vienna and New York and other cities. He currently holds the Berlage professorship at the Technical University of Delft.





Formal and minimalistic: this is the impression created by the elements of ILBAGNOALESSI dOt.

The unifying key element is the circle – even if this is not always obvious.

The highly minimalist design with closed form and low-key elegance radiates an air of tranquillity.

PALOMBA COLLECTION

Design: Ludovica+Roberto Palomba





With the introduction of the successful Laufen PALOMBA COLLECTION in 2005 the famous Italian designers Ludovica and Roberto Palomba created a design language that the couple describe as a “fingerprint of nature”. The tension between rigorous geometrical and organic shapes is typical of the entire collection, and ensures that all elements can be combined with one another. If recent editions have favoured geometrical shapes, this time round the Milanese designers are again focusing more on soft organic lines. The highlights of the PALOMBA COLLECTION 2012 edition are the “Menhir” washbasin and an exceptional bathtub. These two leading protagonists are accompanied by a cast of four new countertop washbasins, two washbasin bowls and a new bathroom furniture collection.





lighting system not available



The two new asymmetrical washbasin bowls in the PALOMBA COLLECTION 2012 are also organic by nature. The 20 $\frac{5}{8}$ " x 15" (520 x 380 mm) bowl is suitable for freestanding faucets and wall outlets with no faucet ledge of their own. On the other hand, the 23 $\frac{5}{8}$ " x 15 $\frac{5}{8}$ " (600 x 400 mm) bowl has a faucet ledge, and can thus accommodate a standard faucet.

LAUFEN extends its range of wash-basins introduced in previous editions of the collection by four countertop washbasins in 2", 2 1/8", 3 1/8" and 3 7/8" (50, 65, 80 and 100 cm) lengths. An organically shaped bowl blends lagoon-like into the ultra-flat washbasin panel. The central position of the bowl leaves ample storage space at either side.

To match the ceramic washbasin LAUFEN has created a new bathroom furniture series for the PALOMBA COLLECTION 2012. It includes vanity units, a tall cabinet, medium cabinet and washtops.



lighting system not available



The PALOMBA COLLECTION offers endless creative possibilities as many of the objects can be combined. LAUFEN has set itself the task of continuously adding new design solutions to the PALOMBA COLLECTION. The versatile design tonalities give architects, interior decorators and designers a wide selection of current superior quality products at their disposal in the planning of bathrooms thus offering them a big opportunity: to break free from all clichés and have full design freedom.



Innovative axialities: organic decisive lines for a large washbasin that characterize and shape the entire range of architectural objects. A unique product in the world of sanitary wares which poses a real challenge to the laws of production. This iconic 1600 mm washbasin is also available in widths of 1200 mm and 800 mm. Together with the asymmetric washbasin bowl, this washbasin won the coveted red dot design award.



The bathroom is also architecture. This room can become a real part of the home by devising new bathtub, washbasin, WC, bidet and furniture configurations. The WC and bidet in white ceramic are available as a floor standing bidet/WC, wall hanging bidet/WC and WC with cistern. The toilet seat has a lowering system. The new WC seat with ultra-flat cover is a further development. It fits existing stylish WC versions.



Symmetrical bathtubs are available as freestanding or drop in versions. Owing to its form and generous dimensions, it is reminiscent of a small lake in which you can immerse yourself, relax and renew your energy.



The dynamic asymmetrical geometry and high back of the new freestanding bathtub recalls a natural water basin washed out of the rocks over the millennia.



Kartell and LAUFEN are together launching an integrated and complete bathroom project. A co-designed project nurtured by the intense dialogue between the enlightened customer on the one hand the award winning designers Ludovica+Roberto Palomba on the other, who have earned themselves the merit of having reinvented the concept of the bathroom.






The vitreous transparency of latest generation polycarbonate and the sheer edges of the totemic freestanding wash-basins attract those that love minimal, refined white environments.











A system with corners and edges, yet so flexible and easy to maintain: living city has a clear concept and clear forms. Thanks to the modular system, washbasins with and without storage are available in many widths. Reduction, not stone cold sobriety; individualism without idiosyncrasy: The language of the living city forms is aimed at people who live in modern surroundings and create a living environment with refined awareness and sensitivity to materials. The design of LAUFEN rectangular wall hanging WCs and bidets suits this context perfectly.





Urban and modern: living city demonstrates a bold tendency towards reduction and interprets sanitary ware as a cube. This bathroom design is characterised by a clear line and aesthetic sophistication.

Pure geometry: The sanitary ware products of living city speak a clear formal language and are a celebration of modern lines.

Case, the bathroom furniture series, is the perfect compliment and provides more storage space for all living city washbasins (see chapter "case").



lighting system not available



lighting system not available

Individual touch: The ceramic shelf of the living city asymmetrical washbasins can be customised using eight different decors. Decoration can also be applied to smaller quantities of these washbasins according to individual requirements (more details are provided later on this chapter).





living square pushes the art of ceramic manufacturing to its limits. The extremely flat washbasin, with its flat surfaces and defined edges, appears to float in front of the wall. This is how elegant sanitary ware can be.

living square inspires with its slender outline: The double washbasin, with a useful width of 180 cm in combination with the ceramic shelf, creates a fully functional washing facility. The case range of furniture is equally well matched (for more information see the chapter "case").



lighting system not available



2012



NOMINEE 2013




lighting system not available



Different configurations are possible for the living square washbasin: traditional wall mounting; incorporated in a furniture unit; as a back to wall washbasin bowl; recessed into the top of a countertop or with additional practical towel holder.





The living square washbasins are cuttable and can be trimmed to almost any requirement: on the right, left or at both ends. Thanks to precision engineering, they can be cut in our factory to within a millimetre of customer specifications. This means we can produce tailor-made solutions that fit perfectly into niches and corners.



lighting system not available



living square can demonstrate its qualities in hotels too: with useful accessories such as an integrated towel holder or open vanity unit with tissue box. The furniture unit, available in many surface finishes, emphasises the filigree line of the sanitary ware and can also be used in this case to provide accents in black.



Greetings from the avant-garde: living style is a washbasin that consistently emphasises the horizontal – from sanitary ware through to the towel rail and typical mirror set. To match: bathroom furniture in the case series (for more information see the chapter “case”).





Life's too short for one style only. Being at home is much more stimulating than the finely decorated rooms in the glossy magazines would have you believe. And what's more: A home is not a snapshot of a moment but reflects the diversity of the householder's experiences, ideas and accumulated possessions. LAUFEN has the bathroom concept for living: Lb3. No off-the-shelf style please! Life is full of choices – and we can also choose how we bathe. With Lb3, LAUFEN offers the freedom to continually reconfigure your environment.

The Milan architects, Ludovica+Roberto Palomba, researched living “in the here and now” for a whole year – in many large cities of the world. The insights are fascinating and have been implemented in Lb3. Down with the dictates of style – long live free interpretation and improvisation! With the modern, classic and design versions Lb3 provides the right platform for this.



reddot design award
winner 2010



Perfect combination with contemporary furnishings: Lb3 classic is the formal language of the middle-class living environments of the 19th century – adapted to the present day and uncapricious. The double contour lends the washbasin a timelessly elegant and light appearance. As washbasin with pedestal or siphon cover, as cutable countertop washbasin or as built-in washbasin – Lb3 classic offers a wide selection that gives you ultimate flexibility when choosing your fixtures and fittings. This range offers a nod to the past – yet is still highly contemporary in terms of its design: furniture in white, oak or wenge. For wall-mounting or flexible installation on chrome-plated metal feet. Tall cabinets with glass shelves can store a great deal ensure the bathroom stays tidy. Perfection down to the last detail: The accessories are perfectly matched to the design of the three Lb3 versions and have sophisticated chrome fittings.

Whether floorstanding or wall-hung, whether with face mounted or recessed cistern: the Lb3 WC and bidet range is convincing due to its variety – with or without lowering system. In the classic variant, the double contour is applied to the WC lid, and is kept simple in the modern and design versions. The WC and bidet sanitary ware range is the same for all Lb3 versions. Many convincing practical details: bidet overflow without overflow hole and concealed fixings for WC and bidet.







lighting system not available



lighting system not available



A timeless classic, conceived with the future in mind: palace has developed into a complete multi-faceted bathroom solution.

Palace's designer, Andreas Dimitriadis of platinumdesign, has put together a bathroom range that is as suitable for the private home as it is for the hotel bathrooms of the world. It is a homage to the ceramic material, taking advantage of its strengths in both applications.

The new series of bathroom furniture in the case range perfectly matches the palace range (for more information, see the chapter "case" in the "Bathroom furniture" section).



lighting system not available



lighting system not available



A number of handy details make palace the ideal bathroom solution. For example: the open storage areas provided by the easy-to-clean ceramic shelf under the washbasin.






Whether wall hanging or floor standing – the range of palace WC and bidet models covers all applications. Ingenious: An ergonomic form with concealed mountings. A WC seat with lowering system is also available.



The large palace washbasins (from a length of 47¼" (120 cm) can be ordered made-to-measure from our factory. Thanks to our innovative production engineering, our sanitary ware fits precisely into bathroom plans. The sanitary ware can be cut, also diagonally. Freestanding side components can also be manufactured to precise measurements without having to add on side panels with visible joints.





LAUFEN has extended its successful LAUFEN pro bathroom range, and updated its design. It has enhanced this already comprehensive bathroom range, which offers the ideal solution for every spatial situation and requirement and also reflects the building values of the current generation. Industrial design is the modern answer to the once revolutionary idea that everyone has a right to enjoy beautiful forms. Good design is now no longer a right reserved for the most affluent customers. Modern methods of industrial production and designers such as Peter Wirz of Vetica, who put optimum manufacturing feasibility at the forefront of their creative processes, make such sanitary ware ranges as LAUFEN pro possible. This does not just benefit the designer, more importantly, it also benefits the customer.



laufenpro S



Slim, light and bold – LAUFEN pro S is the new member of the successful LAUFEN pro series. Thanks to the delicate redesign, the elegant pro S is compatible with all pro variants.



The Swiss designer Peter Wirz is responsible for LAUFEN pro S. With heaps of sensitivity, he brought about a systematic, production-optimised evolution of the pro concept: Thanks to its slim silhouette and clearly-defined radii, the washbasin has a light and elegant appearance. The deep bowl means that it's also functionally appealing. The aesthetics of LAUFEN pro S therefore definitely take the range in the direction of LAUFEN's premium design lines – while remaining affordable by all.





If space is scarce, good ideas are required. LAUFEN pro compact solutions give you the opportunity to devise a comprehensive design concept, even in the most restricted spaces. Our wash-basins and WCs have a short projection which saves valuable space.



The new LAUFEN pro S WC is a geometric wall-hung WC which comes with a matching bidet. It fits in perfectly with the redesign of the LAUFEN pro S washbasins. Thanks to the concealed LAUFEN EasyFit mounting system (PCT pat. pend.), the ceramics have a flawless appearance and are easy to clean.





The elegant and dainty LAUFEN pro S furniture-mounted washbasins with deep, highly functional bowls and generously sized shelves are new to the range. These are only available together in a pack with the matching furniture in the range.



The LAUFEN pro S range contains practical furniture with high-quality details such as integrated handles and gently closing drawers with no siphon cut-out. Available in white glossy, white matt, wenge, graphite and 38 special colours.



laufenpro A

Reduction as design principle. Simple, no-nonsense rectangular washbasins. Pro as in professional – A for Architecture. A simple rectangle is the basic shape, and the special rim that prevents overflow is a design feature that is also functional.





laufenpro



The WCs and bidets in the LAUFEN pro range are suitable for all applications – most of which are equipped with an economical 4.5/3-litre flushing system. Thanks to the concealed LAUFEN EasyFit mounting system (PCT pat. pend.), the ceramics have a flawless appearance and are easy to clean.

Wellness

Bathtubs and shower trays



LAUFEN bathtubs and shower trays have been designed for people who see their home as a place to unwind and recover. From the classic bathtub through to models with complex whirl systems, the quality and workmanship is first class. The tubs are made of high-quality materials, from the best suppliers in the world. Almost all LAUFEN bathroom concepts have a suitable bathtub as part of their range, which comes in many shapes and forms. LAUFEN also offers many bathtub and shower tray solutions that are not associated with any particular design concept and can therefore be easily combined with existing sanitary wares.

Solid surface bathtubs and shower trays



1

Bathing in a bathtub made of solid surface material feels like being in a natural basin. Due to a high percentage of mineral particles from nature, the surface feels smooth, like a rock which has been rounded and polished over years by gentle flowing water. The pleasant, warm touch of the surface gives a feeling of healthiness and cleanliness – and caters for maximum relaxation.

The innovative material also allows for an incredible freedom of design: almost every shape is feasible – from very organic, following nature’s example, to very straight and architectural. Bathtubs made of solid surface are true design objects in every kind of bathroom.

Furthermore the non-porous surface of the material is hygienic, durable, UV-resistant, highly resistant to scratches and can be effortlessly cleaned – and therefore provides public buildings and private households with a long-lasting product, that is easy to maintain. Thanks to the characteristics of the material even small damages, like stains or scratches for example, can be cleaned easily or repaired invisibly. And of course, the solid surface material is non-toxic, which is essential for a material that handles water, our most valuable resource.

1 PALOMBA COLLECTION
2 Kartell by LAUFEN



1



2



2



2

Overview, bathtubs

Bathtubs, sanitary acrylic Rectangular



living
70⁷/₈" X 31¹/₈" (1800 x 800 mm)



form
70⁷/₈" X 31¹/₈" (1800 x 800 mm)



form
70⁷/₈" X 31¹/₈" (1800 x 800 mm)

Bathtubs, sanitary acrylic Freestanding



ILBAGNOALESSI One
79⁷/₈" x 40¹/₈" (2030 x 1020 mm)



ILBAGNOALESSI dOt
74⁶/₈" x 35³/₈" (1900 x 900 mm)



Lb3
70⁷/₈" x 31¹/₈" (1800 x 800 mm)

Bathtubs, sanitary acrylic Oval and round



Palomba collection
70⁷/₈" X 35³/₈" (1800 x 900 mm)



Palomba collection
70⁷/₈" x 35³/₈" (1800 x 900 mm)



LAUFEN solutions
66⁷/₈" x 27⁴/₈" (1700 x 750 mm)
74⁶/₈" x 35³/₈" (1900 x 900 mm)
70⁷/₈" x 31¹/₈" (1800 x 800 mm)

Bathtubs, sanitary acrylic Asymmetrical and compact



mimo
55¹/₈" x 31¹/₈" (1400 x 800 mm)



mimo
55¹/₈" x 31¹/₈" (1400 x 800 mm)

Bathtubs, sanitary acrylic, semi-recessed version



ILBAGNOALESSI One
79⁷/₈" x 40¹/₈" (2030 x 1020 mm)

Solid surface bathtubs and shower trays



Kartell by LAUFEN shower tray

Bathtubs solid surface rectangular



Kartell by LAUFEN
1700x860x540 mm, left



Kartell by LAUFEN
1700x860x540 mm, right

Bathtubs solid surface Freestanding



PALOMBA COLLECTION
1800x900x750 mm



Kartell by LAUFEN
1750x750x540 mm



Kartell by LAUFEN
1700x860x540 mm



Kartell by LAUFEN
1700x860x540 mm

Shower trays, solid surface



Kartell by LAUFEN
900x900 mm



Kartell by LAUFEN
1000x800 mm
1100x800 mm
1200x800 mm
1300x800 mm
1400x800 mm

Acrylic bathtubs and shower trays



Because of their manifold qualities, bathtubs and shower trays made of sanitary acrylic have a decade-long tradition in the bathroom. All over the world, the material is highly appreciated for being smooth and comfortable to the skin. It's always a pleasure to take a bath or a shower and feel the warm touch of the material, which has excellent insulating properties too. Since the surface is very smooth, particles of dirt cannot get a grip or can be easily rinsed off – so well-being already starts when cleaning.

As contemporary bathrooms have to reflect the individuality and personality of their users, the sanitary acrylic bathtubs and shower trays from LAUFEN are available in many different shapes and sizes. They are made to fit into every bathroom scenario and ambience. Each and every one is a masterpiece of design and quality and can be equipped with panels for easier adjustment and maintenance.

Thanks to the shiny surface and the slenderness of the material the bathtubs and shower trays look quite elegant – even more, when the sanitary acrylic is integrally coloured and creates a harmonious ensemble with the colours of the ceramic objects in the bathroom. The necessary stability is provided by an optional aluminium frame accompanied by reinforcements of wood below the bottom and rim and a durable fibreglass lamination.



- 1 PALOMBA COLLECTION freestanding bathtub
- 2 PALOMBA COLLECTION shower tray
- 3 LB3 floor even shower tray
- 4 1 ILBAGNOALESSI Dot freestanding bathtub
- 5 ILBAGNOALESSI One freestanding bathtub



Acrylic bathtubs

Bathtubs, sanitary acrylic Rectangular



ILBAGNOALESSI dOt
1900x900 mm



ILBAGNOALESSI dOt
1900x900 mm, left



ILBAGNOALESSI dOt
1900x900 mm, right



LAUFEN pro
1600x700 mm
1700x700 mm
1700x750 mm



LAUFEN pro
1800x800 mm
1900x900 mm



Lb3
1800x800 mm



Lb3
1800x800 mm, left



Lb3
1800x800 mm, right



LAUFEN solutions
1700x700 mm
1700x750 mm



LAUFEN solutions
1700x750 mm
1800x800 mm



living
1700x750 mm
1800x800 mm



form
1700x750 mm

Bathtubs, sanitary acrylic Oval and round



ILBAGNOALESSI One
2030x1020 mm



ILBAGNOALESSI One
2030x1095 mm



PALOMBA COLLECTION
1800x900 mm



form
1800x800 mm



form
1800x800 mm



form
1800x800 mm



LAUFEN solutions
1700x750 mm
1800x800 mm
1900x900 mm



living
1500x1500 mm



LAUFEN solutions
1400x1400 mm
1500x1500 mm

Acrylic bathtubs and shower trays

Bathtubs, sanitary acrylic Asymmetrical and compact



PALOMBA COLLECTION
1800x800 mm



LAUFEN solutions
1700x750 mm / 500 mm



LAUFEN solutions
1700x750 mm / 500 mm



mimo
1400x800 mm



mimo
1400x800 mm



ILBAGNOLESSI One
2030x1020 mm

Bathtubs, sanitary acrylic Freestanding



ILBAGNOLESSI One
2030x1020 mm



ILBAGNOLESSI dOt
1900x900 mm



Lb3
1800x800 mm

Bathtubs, sanitary acrylic Hexagonal



PALOMBA COLLECTION
1800x900 mm



LAUFEN solutions
1700x750 mm
1900x900 mm
1800x800 mm



LAUFEN solutions
1900x900 mm

Shower trays, sanitary acrylic Square



PALOMBA COLLECTION
900x900 mm



Lb3
900x900 mm



living
800x800 mm
900x900 mm
1000x1000 mm



LAUFEN solutions
800x800 mm
900x900 mm
1000x1000 mm

Shower trays, sanitary acrylic Rectangular



PALOMBA COLLECTION
1200x800 mm



Lb3
1200x900 mm



LAUFEN solutions
900x750 mm



LAUFEN solutions
1000x800 mm
1200x800 mm
1400x800 mm
1700x800 mm



LAUFEN solutions
1000x900 mm
1200x900 mm
1400x900 mm
1600x900 mm
1800x900 mm

Shower trays, sanitary acrylic Corner



living
900x900 mm
1000x1000 mm



LAUFEN solutions
900x900 mm
1000x1000 mm



LAUFEN solutions
900x900 mm

Shower trays, sanitary acrylic Pentagonal

Above counter washbasins



The original washbasin. What was once effectively a portable water container now provides elegant highlights in the bathroom. The washbasin bowl embodies a timeless chapter in bathroom history. More and more designers are now combining the light appearance of the washbasin bowl with suitable vanity units, which restores a great deal of authenticity to the bathroom.



ILBAGNOLESSI One
s1897.1 Ø 20½" (520 mm)

Options: .104



ILBAGNOLESSI One
s1197.3 Ø 17½" (450 mm)

Options: .109



ILBAGNOLESSI dOt
s1890.1 17½" x 13" (450 x 330 mm)

Options: .112



PALOMBA COLLECTION
s1680.1 35½" x 16½" (900 x 420 mm)

Options: .112



PALOMBA COLLECTION
s1180.1 17½" x 17½" (450 x 450 mm)

Options: .112



PALOMBA COLLECTION
s1280.1 20½" x 20½" (510 x 510 mm)

Options: .111



PALOMBA COLLECTION
s1380.1 22½" x 16½" (580 x 480 mm)

Options: .113 .114



PALOMBA COLLECTION
s1580.1 33½" x 19½" (850 x 500 mm)

Options: .112



living city, rear-side glazed
s1143.0 17½" x 15" (450 x 380 mm)
s1143.1 19½" x 16½" (500 x 425 mm)
s1143.2 23½" x 16½" (600 x 425 mm)

Options: .104 .109
also for s1143.1/.2
.136



LAUFEN pro, rear-side glazed
s1295.3 23½" x 14" (600 x 380 mm)

Options: .104 .136



LAUFEN pro
s1695.2 23½" x 15½" (600 x 400 mm)

Options: .112



LAUFEN pro
s1296.4 20½" x 15½" (520 x 390 mm)

Options: .112



LAUFEN pro
s1296.2 Ø 16½" (420 mm)

Options: .112

Washbasin, undersurface ground



The ground flat underside of the wall-mounted washbasins shown here is placed on the furniture. When ceramic bowls are combined with stone, wood or metal bases, this opens up a wide range of interior design possibilities.



living city
s1743.7 31 1/8" x 18 1/8"
(800 x 460 mm)
s1843.8 39 3/8" x 18 1/8"
(1000 x 460 mm)

Options: .104 .109 .136
also for s1843.8
.107



living city
s1543.3 17 3/4" x 15" (450 x 380 mm)
s1743.2 19 5/8" x 18 1/8" (500 x 460 mm)
s1743.4 23 3/8" x 18 1/8" (600 x 460 mm)

Options: .104 .109
also for s1743.2/4
.136



LAUFEN pro compact
s1795.9 15" x 23 3/8" (380 x 600 mm)

Options: .104 .136

Drop-in washbasin



The ceramic basin is lowered from above into the cut-out in the washbasin countertop. In contrast to washbasin bowls, the underside is not ground flat, as the washbasin is not supported at the bottom. Bathrooms can be designed to individual requirements using a combination of countertops and bowls with a wide variety of forms and colours.



ILBAGNOALESSI One
s1397.1 Ø 19 5/8" (500 mm)

Options: .104 .109



PALOMBA COLLECTION
s1580.2 33 3/8" x 19 5/8"
(850 x 500 mm)

Options: .112



LAUFEN pro
s1396.1 22" x 17 3/8" (560 x 440 mm)

Options: .104 .108 .109 .155



LAUFEN pro
s1395.1 22" x 17 3/8" (560 x 440 mm)

Options: .104

Undercounter washbasins



lighting system not available

Undercounter washbasins blend effortlessly into your bathroom. The ceramic bowl is installed in the washbasin countertop from below. The flush fit between the bowls and natural stone, plastic or wooden countertop makes the ensemble easy to clean.



living city
s1243.0 19 1/8" x 12 1/8" (490 x 310 mm)

Options: .109 .155



LAUFEN pro
s1196.6 19 1/8" x 14 1/8" (490 x 360 mm)

Options: .104



LAUFEN pro
s1196.1* 19 1/8" x 14 1/8" (490 x 360 mm)
s1196.8* 21 1/8" x 15" (550 x 380 mm)
s1196.9* 25 1/8" x 17 3/4" (600 x 400 mm)

* ground

Options: .109 .155



LAUFEN pro
s1896.1 16 1/8" (420 x 420 mm)

Options: .109 .155



flora
s1178.2 Ø 19 1/8" (490 mm)

Options: .104



birova
s1119.1 19 1/8" x 14" (490 x 355 mm)

Options: .109



savoy
s1319.2 19 1/8" x 13 1/8" (500 x 350 mm)

Options: .155



lipsy
s1129.1*/.9 22 1/8" x 16 1/8" (570 x 410 mm)

* ground

Options: .000 without tap hole

Wall hanging toilets



All LAUFEN wall hanging toilets match the design of the according set. They get installed on a wall-carrier and offer a space-saving and easy to clean solution. Generally equipped with dual flush mechanisms which flush with 1.6 GPF (6 LPF) or 0.8 GPF (3 LPF) they are watersaving and meet US and Canadian standards and also, when adjusted in height, the American Diasability Act Guidelines. Different dual flush actuators with different surfaces allow to emphasize personal taste.

Floor standing toilets



All LAUFEN two-piece-toilets match the design of the according set. They are equipped with water saving GEBERIT dual flush mechanisms which flush with 1.6 GPF (6 LPF) or 0.8 GPF (3 LPF) and meet US and Canadian standards. The connection can either be ensured with a special vertical waste elbow for 12 inch rough in or with a through the wall connector for horizontal outlet.

One piece toilets

LAUFEN pro
#2395.3.000.231.1
One piece WC, including seat and cover, removable, with lowering system



One piece toilets

savoy
#2395.8.000.231.1
One piece WC, Dual-Flush, including elongated seat and cover, removable, with lowering system



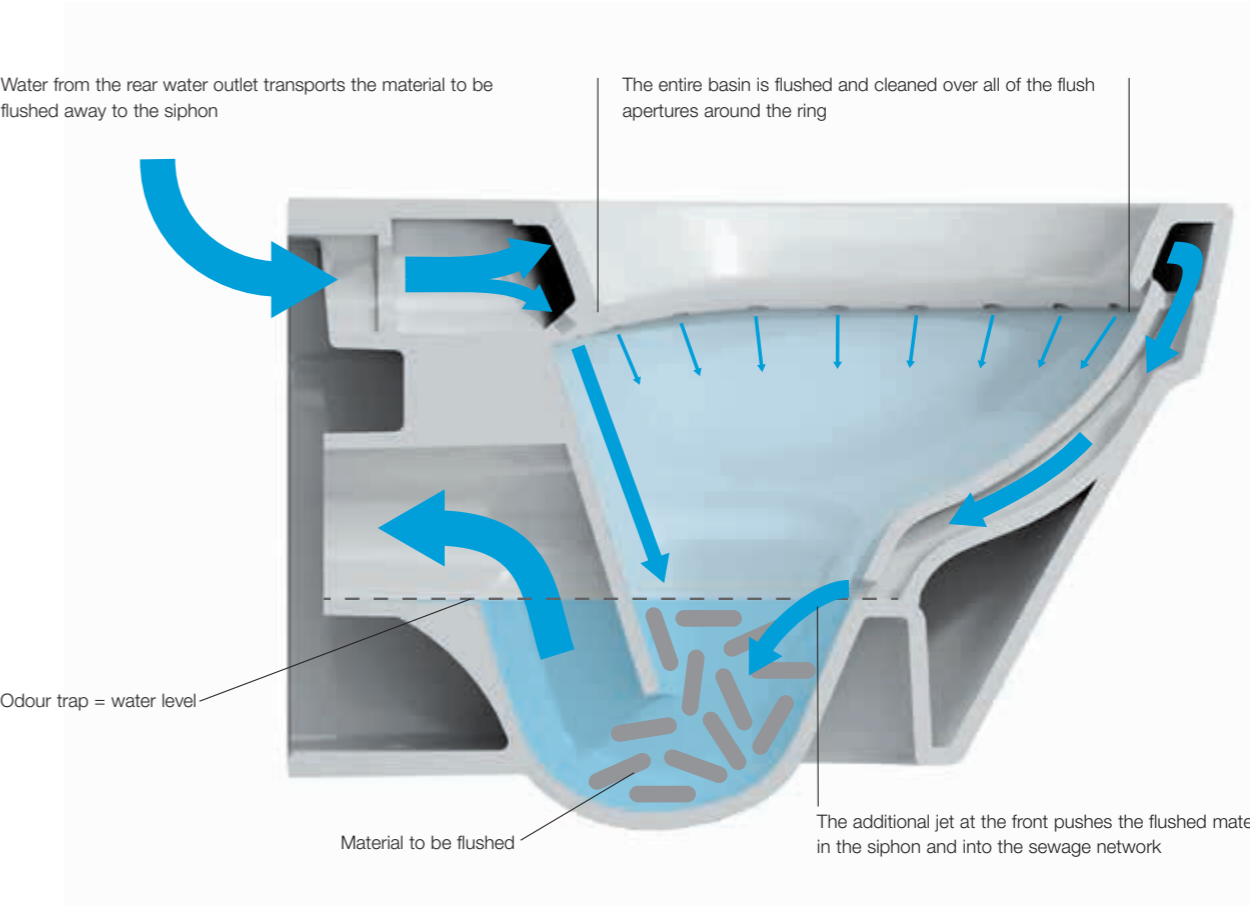
HiJet WC



HiJet WC

HiJet is a new type of WC having highest-performance flushes with volumes of 4.5 and 6 litres. This unique model unites all worldwide standards. Maximum performance tests have shown that this powerful WC is prepared to meet future standards. It does already achieve outstanding flushing results with 2–3 litres, if the downstream drainage systems are designed for this purpose. LAUFEN has lodged a patent for this new flushing system.

- 89695.0
Seat and cover LAUFEN pro,
removable
- 89695.1
Seat and cover LAUFEN pro,
removable, with lowering system
- 89395.5
Seat and cover Universal, removable
- 89395.6
Seat and cover Universal, removable,
with lowering system



Product features and benefits: Sanitary ware

Sanitary ware production: Tradition and innovation

The basic ingredients for making ceramics have always been naturally occurring raw materials: Kaolinite, clay, feldspar and quartz sand form the basis for this extremely durable and hard material. The individual components of this malleable material are combined, homogenised and cleaned as part of a unique and very protracted process at LAUFEN. The resulting slurry – the pourable starting material for ceramics – is poured into pre-prepared plaster moulds or shaped using a special pouring process developed at LAUFEN.

The formability and pourability of the material allows the creation of a wide variety of sanitary ware products, but nevertheless always poses a manufacturing challenge, especially when creating objects with complex geometries. Dried and glazed blanks are then baked in a kiln at temperatures up to 1240°C. Such extreme kiln temperatures ensure the hardness and durability of our high-quality LAUFEN products.

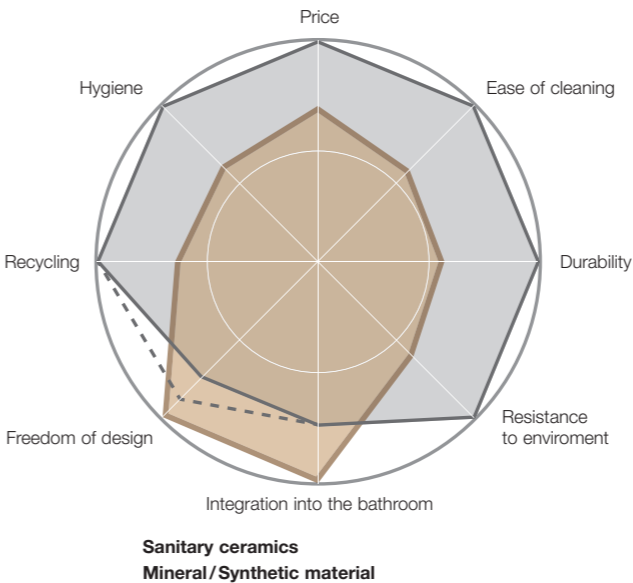
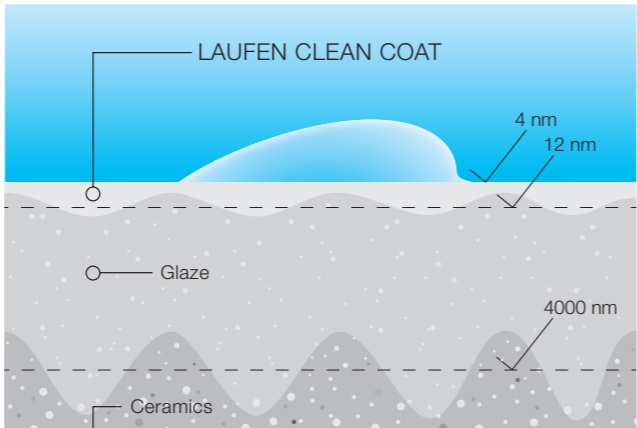
Ceramics, through their smooth, easy-to-clean surface, fulfil the highest hygiene standards – chemical acids, strong cleaning fluids or hydrochloric compounds hardly affect the material. Due its light fastness, versatility and pleasant appearance, ceramic is the most popular material used to manufacture high-quality sanitary fittings.



LCC stands for **Laufen Clean Coat**. This innovative ceramic surface finish is a vitreous silicate ceramic coating which is fired on top of the original glaze. LCC is an extremely hard, indeed almost indestructible indivisible part of the ceramic object to which it is applied. The benefits of this process: With a roughness of only 4 nanometers, LCC is entirely free of pores. Thanks to this feature, lime, dirt and bacteria have practically nowhere to gain a foothold – and even if they do, they can be removed much more easily. A hydrophilic effect caused by the material ensures that dirt particles are more easily washed away on flushing. In addition, cleaning and disinfection fluids spread over the surface more easily and thus work more effectively. This is an ideal solution for the rigorous demands of everyday cleaning – for example in hotels or clinics – as LCC also means the sanitary ware is highly resistant to aggressive cleaning agents and chemicals. LCC ensures the highest standard of cleanliness and hygiene in the long-term. Even after years of use, the sanitary ware remains smooth and shiny, just as it was when it was brand new, in private bathrooms and public and semi-public areas.



The innovative glaze for durable hygiene.



Ceramics or synthetic materials: Ceramic is the material which has been traditionally used in the bathroom over the centuries – and with good reason. The superiority of the material is evident, particularly in terms of hygiene, useful lifetime, environmental compatibility and durability. However, washbasins made of plastics and mineral-based cast materials are also available on the market, which present a design challenge to producers of sanitary ware. LAUFEN has always had a reputation as an innovator in the sanitary sector and is always striving to improve the materials and production techniques it uses. As a result of these efforts, new ceramic compositions have been developed that allow smaller tolerances and even more precise corner radii or large flat ceramic items. Made to measure washbasin solutions ensure that ceramic sanitary ware can be fitted with millimetre precision into bathroom floor plans. Ceramics therefore deliver outstanding performance in all respects.



A revolution in the formal language of ceramics: The innovative and high-quality composition of SaphirKeramik bestows possibilities and versatility never seen before upon the base material, enabling exceptional shaping. Edge radii of 1–2 mm are thus technically feasible. The new type of ceramic is considerably harder and has an improved bending strength. LAUFEN is thus able to produce thinner ceramic bodies, which reduces weight and the consumption of raw materials and energy. SaphirKeramik is not a replacement for any of the existing materials; instead, it broadens the range of forms of expression of the natural base material.



SaphirKeramik™



Top recycling qualities: Ceramic is the oldest malleable material used by mankind – and consists exclusively of naturally occurring raw materials. Ceramic is 100% recyclable and can be reintroduced into production processes as a ground powder or reused as a valuable raw material in other industries.

Product features and benefits: Sanitary ware

The installation dimensions of WCs are not always identical: In many renovation situations the LAUFEN **Vario outlet** can make it easier to connect the WC to the sewage network.

Both horizontal and vertical outlet wall clearances of up to 305 mm for washdown are possible.



Maximum wall clearance for vertical floor outlet



Minimum wall clearance for vertical floor outlet



Horizontal wall outlet

Thanks to our convenient **lowering system** many of our WC covers and seats close gently and quietly. For easier cleaning, all LAUFEN seats can be removed with a simple hand movement. LAUFEN seats have been comprehensively tested: amongst others the test includes opening and closing 50,000 times.



The **intelligent control system** has different modes and can trigger cleaning after each user or at defined intervals with different flush quantities of between 0.5 and 3 litres. Following long periods of non-use, a hygiene flush takes place every 24 hours by default. There is also an integrated overflow protection function in case the drain hole becomes blocked.

Hybrid mode

The urinal flushes at a predefined interval if usage is detected, and not after every single use. The flushing interval can be set to six different values between 1 h and 12 h. A predefined flushing volume is assigned to each flushing interval.

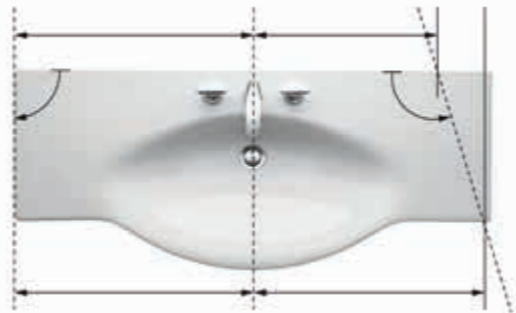


The **LAUFEN lema** 0-litre urinal saves water and money. It operates without water and does not require a water shut-off device or electricity to keep the drain closed. The urine itself helps to keep gases sealed in and to prevent their escape. The principle behind this “trap” is known in the chemical industry as the Erlenmeyer flask.



The bathroom is private. So that it stays that way, LAUFEN provides **sound insulation sets**, consisting of specialised foam and rubber elements for its washbasins and wall-mounted WCs. These elements considerably reduce the amount of noise due to usage and functions that passes through the wall into neighbouring rooms. Depending on the structural situation, a sound reduction of up to 9 decibels can be achieved, which means that noise is reduced by almost half. These sets have been tested against SIA 181 and DIN 4109 and certified by Fraunhofer.

- 89269.1 sound insulation set for washbasins up to 80 cm
- 89269.2 sound insulation set for washbasins of 80–100 cm
- 89269.3 sound insulation set for washbasins of 110–180 cm
- 89269.4 sound insulation set for WC



Made-to-measure sanitary ware: Many large LAUFEN washbasins can be manufactured made-to-measure at the factory. Using this innovative production technology, we can manufacture sanitary ware to fit the plan of your bathroom. On the one hand, the ceramic can be cut to size – even on the diagonal. On the other, even freestanding side elements can be custom made without any visible side panel attachments.

Product features and benefits: Wellness

Bathtubs made of **sanitary acrylic** have benefits due to the insulating properties of the material and its warm surface. Together with an underlay made of hard foam, the material helps your bath water retain its temperature for a long time. LAUFEN sanitary acrylic is integrally coloured, is light and colour fast and easy to clean.



Many of LAUFEN bathtubs are available with precise-fitting sanitary acrylic skirting for a variety of installation situations. These **acrylic panels** are secured quickly and easily using a magnetic mounting system and are an alternative to labour-intensive bricking in of the tub. These panels are made of the same high-quality and easy-to-clean acrylic as the tubs and allow easy access to the plumbing under the tub for maintenance purposes.

When choosing the **bathtub material** the choice depends on individual preference and intended use. In order to be able to provide the right solution for all situations, LAUFEN provides three different bathtub materials:

Solid surface bathtubs:

Bathing in a bathtub made of solid surface material feels like being in a natural basin. Due to a high percentage of mineral particles, the surface feels smooth.

The innovative material also allows an incredible freedom of design: almost every shape is feasible – from very organic to very straight and architectural.

Furthermore the non-porous surface of the material is hygienic, durable, UV-resistant, highly resistant to scratches and can be effortlessly cleaned.

Acrylic bathtubs and shower trays:

Bathtubs and shower trays made of sanitary acrylic have benefits due to the insulating properties of the material and its warm surface. Together with an underlay made of hard foam, the material helps your bath water retain its temperature for a long time. LAUFEN sanitary acrylic is integrally coloured, is light and colour fast and easy to clean.

Steel bathtubs and shower trays:

Bathtubs and shower trays in enamelled steel are hygienic, and resistant to acid, scratching, impacts and abrasion. LAUFEN steel bathtubs are produced using heavy 3 and 3.5 mm enamelled steel; they are extremely dimensionally stable and come with an anti-slip coating. In addition, they can be fitted with an optional structural sound insulation system.

Ceramic shower trays:

Modern shower trays made of sanitary ceramics can fit harmoniously into your bathroom. Like any of the LAUFEN ceramic products, they are characterised by their especially long life and tangible high-quality. Our attractive shower trays offer a conveniently low step-in height and can be supplied with an antislip coating, if required.

Product features and benefits: Furniture

Furniture surfaces in the bathroom are designed to deal with the room's special climate conditions. LAUFEN provides a range of different surfaces, all optimised for their intended use and come with a guaranteed long useful life.

Real wood veneer:

A cosy bathroom in wood. The classy wood veneers provide the haptics and optics of real wood. They are resistant to moisture and equipped with reinforced edges, making them resistant to impacts. These real wood veneers include those used in Lb3, in the PALOMBA COLLECTION (Makassar) and ILBAGNOALESSI One 'noce canaletto'.

Painted furniture surfaces:

Our classic high-gloss paint finish, using two-component water-resistant paints, offers perfect surfaces with no unevenness and a wide range of colours. LAUFEN painted surfaces include ILBAGNOALESSI dOt, the ILBAGNOALESSI One white furniture and the fronts of the mylife range.

Film coatings:

Film coatings are pulled over corners, thus ensuring the furniture surfaces are joint-free and not sensitive to water. They are scratch, water and light-resistant. Their flexibility offers a great deal of design freedom in terms of the forms used, such as integrated handles, for example. LAUFEN uses film coatings in its LAUFEN pro and case ranges.

Laminated surface:

These surfaces are easy to care for and clean, they are light-resistant and odourless and not sensitive to alcohol, organic solvents and water. LAUFEN laminated surfaces are very impact and scratch-resistant and are used, for example, in the PALOMBA COLLECTION and the mylife range.

PET high gloss surface:

with mimo furniture LAUFEN has opted for an innovative, easy-to-clean and extremely durable high gloss surface. This is made of PET, a material that is particularly easy to recycle. It also has a lot of benefits in terms of its appearance.

LAUFEN undercounter furniture is exclusively equipped with an innovative **space-saving siphon** (1). This dispenses with the need for siphon cut-outs in the drawers (2), reclaims valuable storage space and ensures unlimited use of internal space.



Slamming of doors is not inevitable: At LAUFEN, **soft close** means gently-closing furniture doors and drawers. The system is integrated as standard into all LAUFEN furniture. In this case, quality can be felt and not heard.



Comfort in every detail: The flexible and adjustable **3D mounting system** makes installing LAUFEN furniture on the wall quick and easy.





AV. ZEMPOALTECAS 158
COL. EX-HDA. DEL ROSARIO
CP 02420, MÉXICO, DF

TEL.: (55) 5383 6141 / 5019 3944

e-mail.: informesyventas@disav.com.mx

web: www.disav.com.mx



web



LAUFEN